



Thanksgiving Holiday 2006 Fact Sheet

November 2007

Oklahoma Department of Public Safety, Highway Safety Office, 3223 N. Lincoln Blvd., Oklahoma City, OK 73105
www.ohso.ok.gov Phone: 405/523-1570 Fax: 405/523-1586

Thanksgiving Day Holiday 2006									
Wednesday, November 22, 2006 (6 p.m.) through Sunday, November 26, 2006 (Midnight)									
102 Hours									
	All Crashes		Alcohol/Drug Crashes		Seat Belt Use Among Fatality Victims				
	Crashes	Persons	Crashes	Persons	Person Type	Unknown	In Use	Not in Use	Total
Fatal	8	11	3	4	Drivers	1	3	3	7
Injury	241	368	46	75	Passengers		2		2
Total	641	1204	78	133	Total	1	5	3	9
Total includes property damage crashes. Uninjured passengers are not entered into the database.					One bicyclist and one motorcyclist are excluded from above.				

Crashes, Fatalities & Injuries

The Thanksgiving Holiday period for 2006 was a total of 102 hours which began at 6 p.m. on Wednesday, November 22 and ended at midnight on November 26. During this time period, there were 1,204 persons involved in 641 crashes, 11 persons killed in eight fatal crashes and 368 persons injured.

Fatalities and Restraint Use

Of the 11 fatalities, eight were drivers, two were passengers and one was a bicyclist. Of the seven driver fatalities in a passenger vehicle/pickup truck, three were not using restraints. Two passenger fatalities were using restraints. Restraint use for one driver fatality in a passenger vehicle/pickup truck was unknown.

Fatalities in 2006 Thanksgiving Holiday Crashes			
Vehicle Type	Driver	Passenger	Total
Passenger Vehicle	5	2	7
Pickup Truck	2		2
Motorcycle	1		1
Total	8	2	10
One bicyclist excluded from table.			

Causes

The top five causes of the 641 crashes that occurred during the 2006 Thanksgiving Holiday were: Other Improper Act/Movement (14.7%), Inattention (14.5%), Failed to Yield (11.5%), Followed Too Closely (8.9%) and Unknown/No Improper Action (8.4%).

Driver Age & Gender

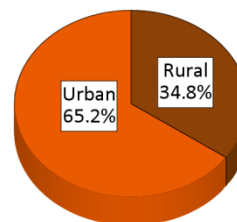
There were 1,054 drivers involved in crashes during the 2006 Thanksgiving Holiday. The top three driver age groups involved in crashes were: age 16-20 (19.4%), age 21-25 (14.9%) and age 26-30 (10.1%). Some 59.5% of the drivers were male.

There were nine drivers involved in fatal crashes during the 2006 Thanksgiving Holiday. There were four drivers age 46-50, two drivers age 71-75 and the remaining six drivers ranged in age from under 16-45. Some 66.7% (8 of 12) of the drivers involved in fatal crashes were male.

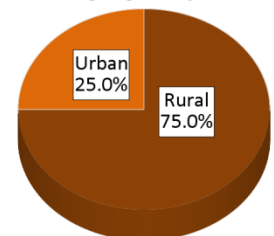
Rural vs. Urban

Some 65.2% of the crashes during the Thanksgiving Holiday occurred in urban areas and 75.0% of the fatal crashes occurred in rural areas.

2006 Thanksgiving Holiday Crashes

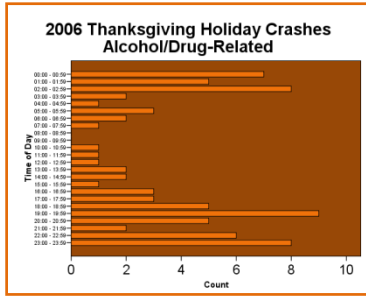
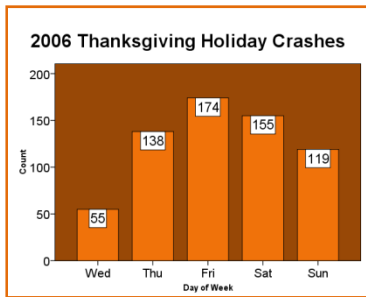
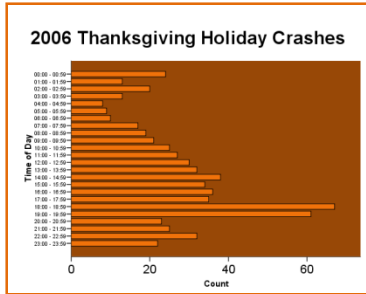


2006 Thanksgiving Holiday Fatal Crashes



Time & Day

Midday and evening hours had the highest incidence of crashes. Friday had the highest incidence of crashes during the 2006 Thanksgiving Holiday.



Alcohol/Drug-Related Crashes

Some 12.2% of the Thanksgiving Holiday crashes in 2006 were Alcohol/Drug-Related and 37.5% of the fatal crashes were Alcohol/Drug-Related. These crashes resulted in four fatalities and 75 persons injured.

Alcohol/Drug-Related Fatalities & Restraint Use

One fatality in Alcohol/Drug-Related crashes was a bicyclist. One fatality was in a pickup truck with no restraint in use. Two fatalities were in passenger vehicles with restraints in use.






Alcohol/Drug-Related Crashes by Time & Day

Alcohol/Drug-Related crashes occurred more frequently in the evening and early morning hours. Some 28.2% of the crashes occurred on Saturday and 25.6% occurred on Thursday.

Drivers in Alcohol/Drug-Related Crashes

Of the 102 drivers involved in Alcohol/Drug-Related crashes during the 2006 Thanksgiving Holiday, 77.5% had an Alcohol/Drug-Related driver condition. Of the drivers with an Alcohol/Drug-Related driver condition, 24.1% were age 21-25, 17.7% were age 16-20 and 13.9% were age 31-35.

Additional Facts

-  84.5% of the drivers in 2006 Thanksgiving Holiday crashes were licensed in Oklahoma.
-  32.1% of the drivers in 2006 Thanksgiving Holiday crashes were issued a citation.
-  45.7% of the 2006 Thanksgiving Holiday crashes occurred in daylight.
-  34.6% of the 2006 Thanksgiving Holiday crashes were intersection related.
-  47.7% of the 2006 Thanksgiving Holiday crashes occurred on city streets.
-  59.6% of the 2006 Thanksgiving Holiday crashes involved two vehicles.