



Pickup Truck Drivers in 2006 Crashes

Fact Sheet

August 2007

Oklahoma Highway Safety Office, Department of Public Safety
 3223 N. Lincoln Blvd., Oklahoma City, OK 73105
 www.ohso.ok.gov Phone: 405/523-1570 Fax: 405/523-1586

Drivers & Crashes

In Oklahoma in 2006, there were 29,224 pickup truck drivers involved in 25,953 crashes. The 29,224 pickup truck drivers represent 21.5% of the total 136,010 drivers in 2006 crashes. The 25,953 crashes represent 34.4% of the 75,408 crashes in 2006.

Driver Injury Severity

Of the 29,224 pickup truck drivers involved in crashes, 139 were killed and 5,088 were injured. Of the 525 drivers killed in 2006, 26.5% were in pickup trucks.

Safety Belts & Drivers Ejected

Of the pickup truck drivers killed in 2006 crashes, 63.3% (88 of 139) were not using a safety belt. Safety belt use for 6.5% (9 of 139) of the pickup truck drivers was unknown. Of the 139 pickup truck drivers killed and not using safety belts, 47.7% (42 of 88) were ejected.

Alcohol/Drug-Related

Of the 29,224 pickup truck drivers involved in crashes in 2006, 5.3% (1,566 of 29,224) had an Alcohol/Drug-Related driver condition. Of the 139 pickup truck drivers killed in crashes in 2006, 22.3% (31 of 139) had an Alcohol/Drug-Related driver condition.

Some 89.5% (1,402 of 1,566) of the pickup truck drivers with an Alcohol/Drug-Related driver condition were male. Some 20.0% of the pickup truck drivers with an Alcohol/Drug-Related driver condition were age 21-25, 13.3% were age 26-30, 12.4% were age 16-20 and 11.2% were age 41-45.

Driver Age & Gender

Of the 29,224 pickup truck drivers involved in crashes in 2006, 28.4% were age 16-25, 17.5% were age 26-35 and 17.0% were age 36-45. Some 76.9% of the pickup truck drivers in crashes were male.

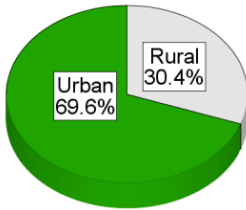
Of the 288 pickup truck drivers involved in fatal crashes in 2006, 26.7% were age 16-25, 19.1% were age 36-45 and 17.7% were age 26-35. Some 84.0% of the pickup truck drivers in fatal crashes were male.

Pickup Truck Drivers in 2006 Crashes		
Driver Age	Number	% of Total
Not Stated	1554	5.3%
Age 15 & Under	70	.2%
16 thru 25	8299	28.4%
26 thru 35	5110	17.5%
36 thru 45	4978	17.0%
46 thru 55	4268	14.6%
56 thru 65	2749	9.4%
66 thru 75	1418	4.9%
76+	778	2.7%
Total	29224	100.0%

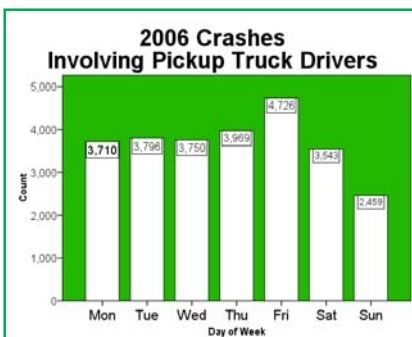
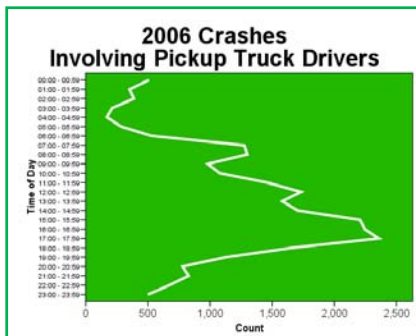
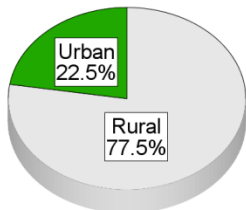
Pickup Truck Drivers In 2006 Fatal Crashes		
Driver Age	Number	% of Total
Not Stated	3	1.0%
Age 15 & Under	2	.7%
16 thru 25	77	26.7%
26 thru 35	51	17.7%
36 thru 45	55	19.1%
46 thru 55	44	15.3%
56 thru 65	34	11.8%
66 thru 75	9	3.1%
76+	13	4.5%
Total	288	100.0%

"The 2007 observed seat belt use rate in passenger vehicles is 86.3%, while in pickup trucks the use rate is 75.3%."

2006 Crashes Involving Pickup Trucks



2006 Fatal Crashes Involving Pickup Trucks



Number of Vehicles

Some 72.4% of the total crashes involving a pickup truck driver involved two vehicles and 18.3% involved the pickup truck driver only. In fatal crashes, however, 47.3% of crashes involved two vehicles and 40.3% involved the pickup truck driver only.

Rural vs. Urban

Some 69.6% of the total crashes involving a pickup truck driver occurred in urban areas. In fatal crashes involving at least one pickup truck driver, 77.5% occurred in rural areas.

Cause of Crashes

The primary causes of crashes involving at least one pickup truck driver were: Failure to Yield (16.2%), Inattention (12.8%), Followed Too Closely (12.6%), Unsafe Speed (12.1%) and Other Improper Act/Movement (11.4%).

In fatal crashes, however, the primary causes of crashes involving at least one pickup truck driver were: Unsafe Speed (19.4%), Left of Center (14.7%), Other Improper Act/Movement (14.3%), Failure to Yield (13.2%) and DUI-Alcohol (10.1%).

Time & Day

The incidence of crashes involving pickup truck drivers peaked between 12 noon and 18:00 (6 p.m.). Friday had the highest occurrence of pickup truck drivers involved in crashes with 18.2% (4,726 of 25,953) of the total crashes.

Additional Facts

- There were a total of 288 persons killed in crashes where at least one pickup truck driver was involved.
- There were a total of 14,000 persons injured in crashes where at least one pickup truck driver was involved.
- 73.0% of the crashes involving at least one pickup truck driver occurred in daylight.
- 91.1% of the crashes involving at least one pickup truck driver occurred in clear or cloudy weather.
- 50.7% of the crashes involving at least one pickup truck driver occurred in a business locality.
- 44.3% of the crashes involving at least one pickup truck driver occurred on a city street, 13.5% occurred on a U.S. Urban Highway and 10.9% occurred on an Interstate.
- 45.2% of the crashes involving at least one pickup truck driver were intersection related.
- 88.2% of pickup truck drivers involved in crashes had an Oklahoma driver license.