

Oklahoma Highway Safety Fact Sheet

School Bus Involved Crashes

November 21, 2005



School Bus Involved Crashes in 2004

Crashes & Injuries

In 2004, there were 228 reported crashes involving a school bus which is less than one percent of the total number of crashes. This involved 541 persons¹ and resulted in three fatalities and 131 persons injured.

None of the people who lost their lives in School Bus Involved crashes were occupants of the school bus.

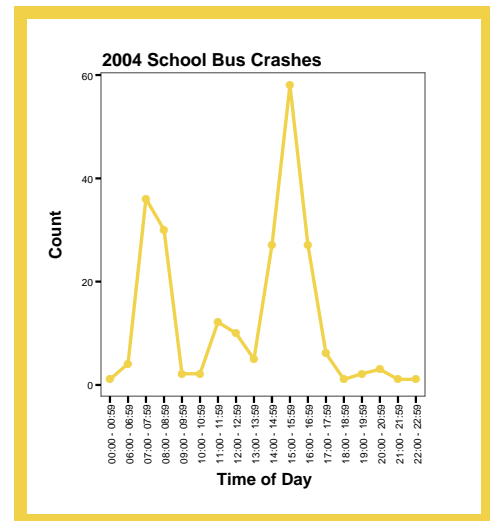
Of the three fatalities in 2004, one was a driver and two were passengers in passenger vehicles.

Cause of Crashes

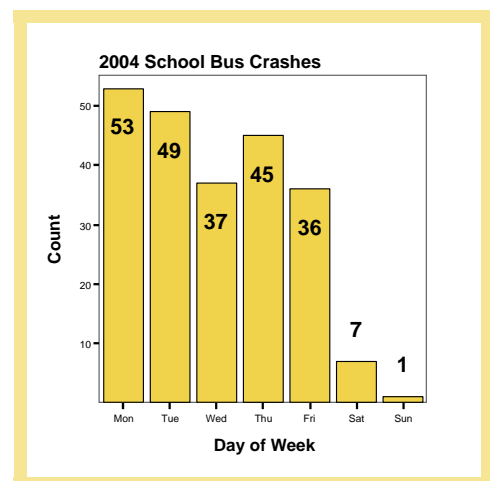
The primary causes of School Bus Involved crashes were: Failed To Yield (20.6%), Inattention (15.8%), Improper Turn (14.3%), and Other Improper Act/Movement (12.7%).

Time & Day

School Bus crashes peaked from 7 a.m. to 8 a.m. (0700 to 0800) in the morning and again from 3 p.m. to 4 p.m. (1500 to 1600) in the afternoon.



Monday had the most frequent occurrence of School Bus Involved crashes.



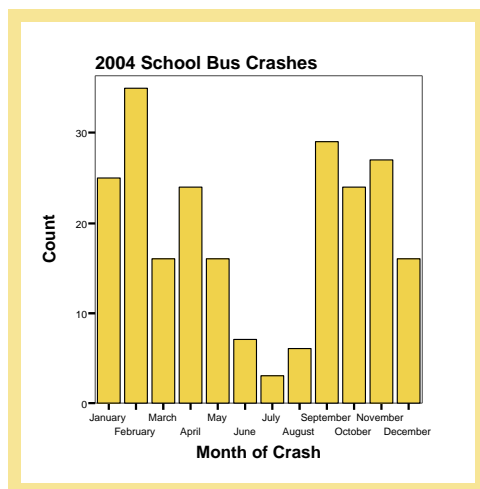
¹ Uninjured persons are not entered in the DPS database.

Number of Vehicles

Two vehicles were involved in 83.3% of School Bus crashes. Some 8.8% of these crashes involved a school bus only and the remaining 7.9% involved three vehicles or more.

Month

Comparison of when School Bus crashes occur shows that there were more crashes during the last part of the school year than there were at the beginning of the school year, with February having the most frequent occurrence.



Counties

Oklahoma (22.8%), Tulsa (21.1%), Comanche (10.1%), and Cleveland (8.8%) Counties reported the highest incidence of School Bus Involved crashes. Thirty-five counties did not report any School Bus Involved crashes in 2004.

Highway Class

Some 70.6% of the School Bus Involved crashes in 2004 occurred on city streets and 8.8% occurred on county roads.

Other Facts

- ❑ 91.2% of School Bus Involved crashes occurred in daylight.
- ❑ 35.5% of School Bus Involved crashes occurred in residential areas and 29.7% occurred in business areas.
- ❑ 47.9% of School Bus Involved crashes occurred in cloudy weather and 42.5% occurred in clear weather.
- ❑ 50.9% of School Bus Involved crashes were not intersection related.
- ❑ 16.1% of the school bus drivers were age 46-50, 11.3% were age 56-60, 11.3% were age 61-65, and 10.9% were age 31-35.

Oklahoma Highway Safety Office
3223 N. Lincoln Blvd.

Okla. City, OK 73105-5403

Phone: 405/523-1570

Fax: 405/523-1586

Web Site: www.dps.state.ok.us/ohso