



# Children Age 1-8 in 2005 Crashes

# Fact Sheet

May 9, 2007

Oklahoma Highway Safety Office, 3223 N. Lincoln Blvd., Oklahoma City, OK 73105  
 www.ohso.ok.gov Phone: 405/523-1570 Fax: 405/523-1586

## INSIDE THIS ISSUE

- 1 Involvement
- 1 Occupant Protection
- 1 Ejection
- 1 Time & Day
- 2 Rural vs. Urban
- 2 Alcohol/Drug-Related
- 2 Drivers
- 2 Additional Facts

## Involvement

In 2005, there were 1,546 child passengers in passenger vehicles/pickup trucks that were killed or injured\*. There were 16 fatalities, 76 incapacitating injuries, 478 non-incapacitating injuries and 976 possible injuries.

## Occupant Protection

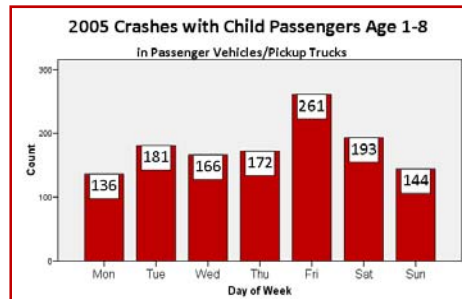
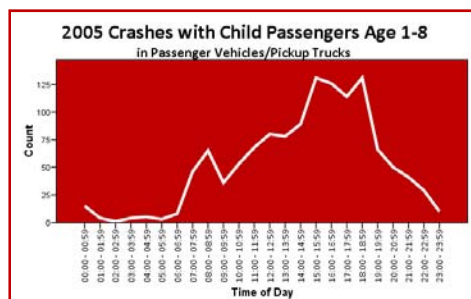
Of the 16 fatalities, 68.8% (11 of 16) of the child passengers in passenger vehicles/pickup trucks were not restrained. Of the remaining five child passengers, two were in a seat belt only, two were in a seat and shoulder belt, and one was in a child passenger restraint.

## Ejection

Of the 16 child passengers killed in passenger vehicles/pickup trucks, 11 were not restrained. Of the 11 unrestrained passengers, 72.7% (8 of 11) were ejected from the vehicle.

## Time & Day

Crashes with child passengers age 1-8 in passenger vehicles/pickup trucks peaked between 3 p.m. (1500) and 7 p.m. (1900). Friday had more child passengers involved in crashes than any other day of the week. Some 20.8% of the crashes involving child passengers occurred on Friday.

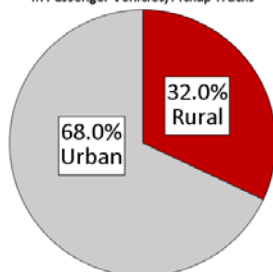


\*Uninjured passengers are not entered into the Department of Public Safety database.

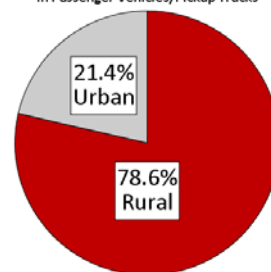
## Rural vs. Urban

More than twice as many crashes involving child passengers occurred in urban areas than in rural areas. However, as with other fatal crashes, more than three-fourths occurred in rural areas.

2005 Crashes with Child Passengers Age 1-8  
in Passenger Vehicles/Pickup Trucks



2005 Crashes with Child Passenger Age 1-8 Fatality  
in Passenger Vehicles/Pickup Trucks



## Alcohol/Drug-Related

There were 82 Alcohol/Drug-Related crashes involving child passengers age 1-8 in 2005. The child passenger injuries included three fatalities, 15 incapacitating injuries, 36 non-incapacitating injuries and 55 possible injuries.

## Drivers

There were 1,265 drivers with child passengers age 1-8 in 2005 crashes. Some 62.0% of the drivers were between the ages of 21 and 35. Some 3.1% of these drivers had an Alcohol/Drug-Related driver condition. Some 67.6% of these drivers were female.

## Additional Facts

- The four primary causes of crashes with child passengers age 1-8 in passenger vehicles/pickup trucks are: Failed to Yield (20.3%), Failed to Stop (14.8%), Unsafe Speed (12.5%) and Improper Turn (12.4%)
- 78.0% of the crashes with child passengers age 1-8 in passenger vehicles/pickup trucks occurred in daylight
- 48.3% of the crashes with child passengers age 1-8 in passenger vehicles/pickup trucks occurred in business localities
- 67.1% of the crashes with child passengers age 1-8 in passenger vehicles/pickup trucks involved two vehicles
- 52.4% of the crashes with child passengers age 1-8 in passenger vehicles/pickup trucks were intersection related

Eight of 11 child passengers killed and unrestrained were ejected from the passenger vehicle/pickup truck.