



# Child Passengers Age 1-8 in 2008 Crashes In Passenger Vehicles/Pickup Trucks

## Fact Sheet

Oklahoma Highway Safety Office, Department of Public Safety, 3223 N. Lincoln Blvd., Oklahoma City, OK 73105  
www.ohso.ok.gov Phone: 405/523-1570 Fax: 405/523-1586

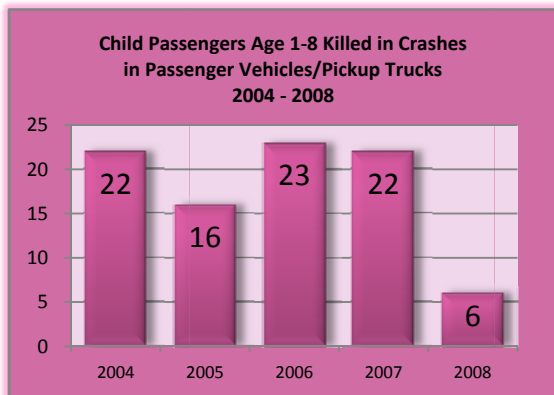
### Crash Involvement

In 2008, 1,307 child passengers in passenger vehicles/pickup trucks were killed or injured in 1,048 crashes. There were six fatalities, 62 incapacitating injuries, 367 non-incapacitating injuries and 872 possible injuries.

Child Passengers Age 1-8 in 2008 Crashes By Vehicle Type & Injury Severity			
Vehicle Type	Killed	Injured	Total
Passenger Vehicle-2 Door	0	103	103
Passenger Vehicle-4 Door	2	594	596
Passenger Vehicle-Convertible	0	20	20
Pickup Truck	1	173	174
Sport Utility Vehicle (SUV)	2	307	309
Passenger Van	1	104	105
<b>Totals</b>	<b>6</b>	<b>1,301</b>	<b>1,307</b>

### Fatality Trend

The year 2008 showed a dramatic decrease from previous years in the number of child passengers killed while riding in a passenger vehicle/pickup truck.

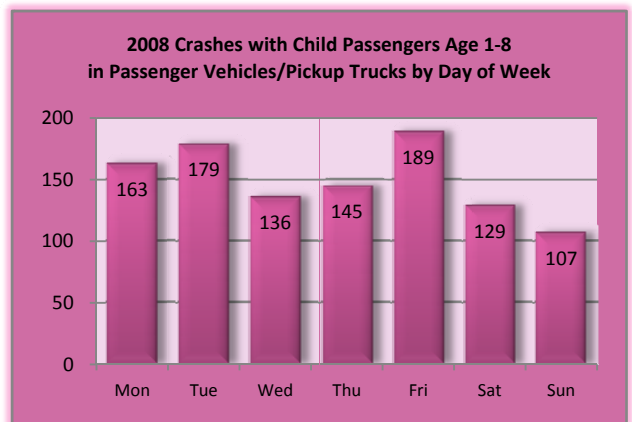
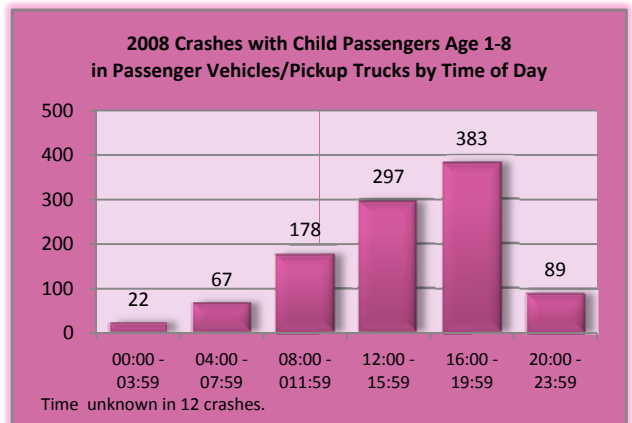


### Fatality Restraint Use

Of the six child passenger fatalities in 2008, four were not restrained and one child was in a child restraint system. Restraint use for one child was unknown.

### Time & Day

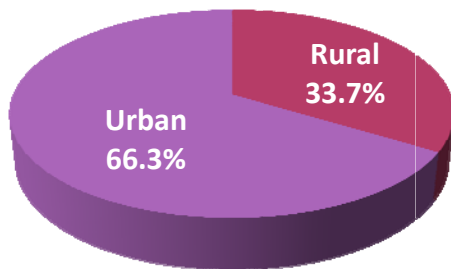
Crashes with child passengers age 1-8 in passenger vehicles/pickup trucks peaked between 4 p.m. (16:00) and 7:59 p.m. (19:59). More child passengers were involved in crashes on Friday than any other day of the week. Some 18.0% of the crashes involving child passengers occurred on Friday.



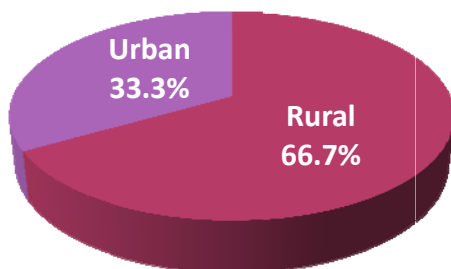
## Rural vs. Urban

Twice as many crashes with child passengers age 1-8 occurred in urban areas as in rural areas. However, crashes involving a child passenger fatality occurred twice as often rural areas.

2008 Crashes with Child Passengers Age 1-8  
in Passenger Vehicles/Pickup Trucks



2008 Crashes with Child Passengers Age 1-8  
Killed in Passenger Vehicles/Pickup Trucks



## Drivers

There were 1,058 drivers with child passengers age 1-8 in 2008 crashes. Some 23.8% of the drivers were age 26-30, 19.6% were age 21-25, 16.4% were age 31-35 and 11.3% were age 36-40. Some 70.1% of the drivers with child passengers age 1-8 were female.

## Alcohol-Related

Some 5.7% of the 1,058 drivers with a child passenger age 1-8 were drinking and driving. Some 70.1% of these drivers were female.

## Driver Contributing Factors

The five primary contributing factors of drivers with child passengers age 1-8 were: Unsafe Speed (10.7%), Failed to Yield (8.0%), Inattention (7.5%), Other Improper Act/Movement (5.9%) and Failed to Stop (3.5%).

## Additional Facts

- 78.3% of the crashes with child passengers age 1-8 in passenger vehicles/pickup trucks occurred in daylight.
- 44.0% of the crashes with child passengers age 1-8 in passenger vehicles/pickup trucks occurred in business localities.
- 67.3% of the crashes with child passengers age 1-8 in passenger vehicles/pickup trucks involved two vehicles.
- 49.0% of the crashes with child passengers age 1-8 in passenger vehicles/pickup trucks were intersection related.
- 42.7% of the crashes with child passengers age 1-8 in passenger vehicles/pickup trucks occurred on city streets.